


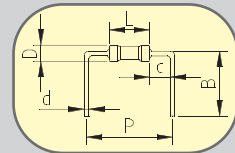
macchina taglia
piega forma
componenti
assiali

TP6 PR-F


cutting bending
forming
machine for axial
components



Gruppo piega a "U"
per 43.0L01 e 43.0L02
"U" bending only
for 43.0L01 and 43.0L02
(Cod. 420650)



| | MM | | INCH | |
|----------|-------|-------|------|-------|
| | min | max | min | max |
| P | 10.16 | 60.96 | .4 | 1.2 |
| L | | 50 | | 1.968 |
| c | 1,2 | | .047 | |
| B | 6 | 12 | .236 | .472 |
| d | 0,5 | 0,9 | .019 | .035 |
| D | 0,5 | 8 | .019 | .314 |



TP6/PR-F con Porta Bobina BR6
TP6/PR-F with Reel Holder BR6

DIAM. REOFORO mm 0,5 - 0,9
mm 0,8 - 1
mm 1 - 1,3
PRODUZIONE = NASTRATO 7.000 p/h
SFUSO 5.000 p/h
LEAD DIA mm 0,5 - 0,9 (.019 .035)
mm 0,8 - 1 (.031 .039)
mm 1 - 1,3 (.039 .051)
PRODUCTION = TAPED 7000 p/h
LOOSE 5000 p/h



TP6/PR-F con Motore
MOT98/A e Caricatore CS40
TP6/PR-F with MOT98/A Motor
and CS40 Feeder

LUNG. = 49 cm
LARGH. = 24 cm
ALT. = 22 cm
IMBALLO = 41x31x28 cm
VOLUME = 0,035 m³
PESO MACCHINA = 14 kg
PESO LORDO (cassa di legno) = 22 kg



Vista posteriore TP6/PR-F con
Espulsore TNS
Back View TP6/PR-F with
Ejector TNS

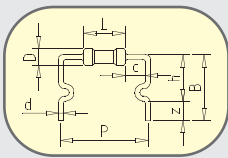
LENGTH = 49 cm
WIDTH = 24 cm
HEIGHT = 22 cm
PACKING = 41x31x28 cm
VOLUME = 0,035 m³
MACHINE WEIGHT = 14 kg
GROSS WEIGHT (wooden case) = 22 kg

Il modello TP6/PR-F é utilizzato per formare componenti assiali nastrati. E' disponibile in tre versioni a seconda del diametro del reoforo del componente : da 0,5 a 0,9 mm - da 0,8 a 1 mm e da 1 a 1,3 mm. Insieme alla TP6/PR-F deve essere ordinato uno o diversi gruppi di preformatura, idonei per tale versione, a scelta del cliente e dipendentemente dalle forme che si desiderano realizzare. E' possibile ottenere forme speciali su disegno e specifiche del cliente. La qualità ed affidabilità di questa macchina consentono di operare per anni senza rischi di usura e pochi interventi di manutenzione, consigliata per la pulizia dei dischi dentati. Alla TP6/PR-F può essere applicato il Caricatore per componenti sfusi CS40, con una semplice e rapida operazione. L'applicazione del gruppo di motorizzazione MOT98/A, a velocità variabile azionabile anche con pedale, consente di automatizzare la lavorazione sia su componenti nastrati sia sfusi. Se si lavora nastro in bobina si consiglia di utilizzare il BR6: braccio porta bobina. La macchina TP6/PR-F viene sempre fornita con l'accessorio TNS, espulsore nastro di scarto.

The model TP6/PR-F is designed for cutting, and forming taped axial components. There are three versions available depending on the lead diameter of the component: 0,5 to 0,9 mm - 0,8 to 1 mm and 1 to 1,3 mm. There are several choices of die assemblies designed for each one of the three versions of the machine. These assemblies need to be ordered separately according to the form required. It is possible to obtain special forms, supplying OLAMEF with drawings and specifications. The high quality and reliability of this machine ensure the best operation for a very long time. Maintenance is mainly performed by cleaning the discs. The CS40 loose component feeder is an accessory that attaches to the TP6/PR-F to handle loose parts. Its assembly to the machine is quick and easy. The Motor drive unit MOT98/A driving with foot pedal also, and adjustable speed, will make the operation automatic with both taped and loose components. When working with components on tape and reel we suggest the use of the BR6 reel holder. The TNS, that helps with the ejection of the waste tape is always supplied with this model.

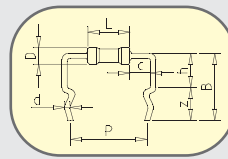
TP6/PR-F/1 - Standard 43.0L01

GRUPPO ANSA
IN APPOGGIO 2,5 mm
WITH STAND OFF ASSEMBLY
(Cod.420800)



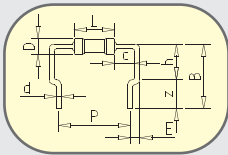
| | MM | | INCH | |
|----------|-------|-------|------|-------|
| | min | max | min | max |
| P | 10.16 | 60.96 | .4 | 2.4 |
| L | | 50 | | 1.968 |
| c | 1,2 | | .047 | |
| h | 6 | 9 | .236 | .354 |
| B | 8 | 11 | .314 | .433 |
| d | 0,5 | 0,9 | .019 | .035 |
| D | 0,5 | 8 | .019 | .314 |
| z | 2 | 4 | .078 | .157 |

GRUPPO ANSA
A BLOCCAGGIO
WITH LOCK IN ASSEMBLY
(Cod.420850)



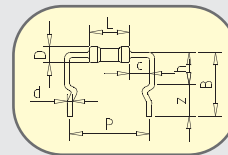
| | MM | | INCH | |
|----------|-------|-------|------|-------|
| | min | max | min | max |
| P | 10.16 | 60.96 | .4 | 2.4 |
| L | | 50 | | 1.023 |
| c | 1,2 | | .047 | |
| h | 4,5 | 8 | .177 | .314 |
| B | 7,5 | 11 | .295 | .433 |
| d | 0,5 | 0,8 | .019 | .031 |
| D | 0,5 | 8 | .019 | .314 |
| z | 3 | 4 | .118 | .157 |

GRUPPO PASSO
IN DIMINUZIONE
WITH REDUCED PITCH
ASSEMBLY
(Cod.420900)



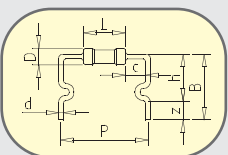
| | MM | | INCH | |
|----------|------|-------|------|-------|
| | min | max | min | max |
| P | 7,62 | 58,42 | .3 | 2.3 |
| L | | 50 | | 1.968 |
| c | 1,2 | | .047 | |
| h | 5 | 9 | .196 | .354 |
| B | 7 | 11 | .275 | .433 |
| d | 0,5 | 0,9 | .019 | .035 |
| D | 0,5 | 8 | .019 | .314 |
| z | 2 | 4 | .078 | .157 |
| E | 1,27 | | .05 | |

GRUPPO ANSA
A BLOCCAGGIO
WITH LOCK IN ASSEMBLY
(Cod.420950)



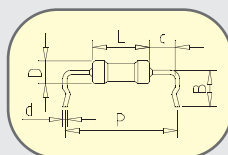
| | MM | | INCH | |
|----------|-------|-------|------|-------|
| | min | max | min | max |
| P | 10.16 | 60.96 | .4 | 2.4 |
| L | | 50 | | 1.968 |
| c | 1,2 | | .047 | |
| h | 4,5 | 8 | .177 | .314 |
| B | 7,5 | 11 | .295 | .433 |
| d | 0,6 | 0,9 | .023 | .035 |
| D | 0,6 | 8 | .023 | .314 |
| z | 3 | 4,5 | .118 | .177 |

GRUPPO ANSA
IN APPOGGIO 3 mm
WITH STAND OFF ASSEMBLY
(Cod.420750)



| | MM | | INCH | |
|----------|-------|-------|------|-------|
| | min | max | min | max |
| P | 10.16 | 60.96 | .4 | 2.4 |
| L | | 50 | | 1.968 |
| c | 1,2 | | .047 | |
| h | 6,5 | 9,5 | .255 | .374 |
| B | 8,5 | 11,5 | .334 | .452 |
| d | 0,5 | 0,9 | .019 | .035 |
| D | 0,5 | 8 | .019 | .314 |
| z | 2 | 4 | .078 | .157 |

GRUPPO CORPO A BATTUTA
WITH BODY LOCKED ON PCB
(Cod.421000)



| | MM | | INCH | |
|----------|-------|-------|------|-------|
| | min | max | min | max |
| P | 10,16 | 60,96 | .4 | 2.4 |
| L | | 50 | | 1.968 |
| c | 1,2 | | .047 | |
| B | 5 | 8 | .196 | .314 |
| d | 0,5 | 0,8 | .019 | .031 |
| D | 2 | 8 | .078 | .314 |

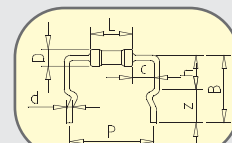
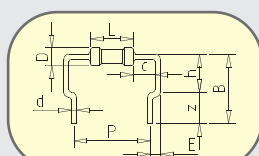
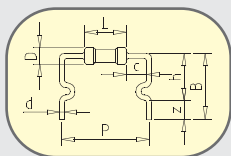
TP6/PR-F/2
rinforzata
43.OL02

TP6/PR-F/2
reinforced
43.OL02

GRUPPO ANSA
IN APPOGGIO 3 mm
WITH STAND OFF ASSEMBLY
(Cod.420750)

GRUPPO PASSO
IN DIMINUZIONE
WITH REDUCED PITCH
ASSEMBLY
(Cod.420900)

GRUPPO ANSA
A BLOCCAGGIO
WITH LOCK IN ASSEMBLY
(Cod.420950)



| | MM | | INCH | |
|----------|-------|-------|------|-------|
| | min | max | min | max |
| P | 10.16 | 60.96 | .4 | 2.4 |
| L | | 50 | | 1.968 |
| c | 1,5 | | .059 | |
| h | 7 | 12 | .275 | .472 |
| B | 9 | 14 | .354 | .551 |
| d | 0,8 | 1 | .031 | .039 |
| D | 0,8 | 8 | .031 | .314 |
| z | 2 | 4 | .078 | .157 |

| | MM | | INCH | |
|----------|------|-------|------|-------|
| | min | max | min | max |
| P | 7,62 | 58,42 | .3 | 2.3 |
| L | | 50 | | 1.968 |
| c | 1,5 | | .059 | |
| h | 6 | 12 | .236 | .472 |
| B | 8 | 14 | .314 | .551 |
| d | 0,8 | 1 | .031 | .039 |
| D | 0,8 | 8 | .031 | .314 |
| z | 2 | 4 | .078 | .157 |
| E | 1,27 | | .05 | |

| | MM | | INCH | |
|----------|-------|-------|------|-------|
| | min | max | min | max |
| P | 10.16 | 60.96 | .4 | 2.4 |
| L | | 50 | | 1.968 |
| c | 1,5 | | .059 | |
| h | 5,5 | 11 | .216 | .433 |
| B | 8,5 | 14 | .334 | .551 |
| d | 0,8 | 1 | .031 | .039 |
| D | 0,8 | 8 | .031 | .314 |
| z | 3 | 4,5 | .118 | .177 |

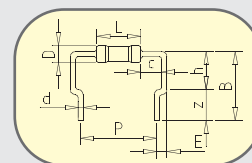
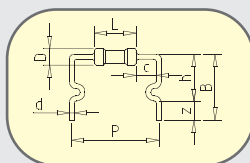
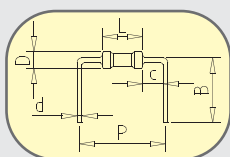
TP6/PR-F/3
extra rinforzata
43.OL03

TP6/PR-F/3
extra reinforced
43.OL03

GRUPPO PIEGA A "U"
"U" BENDING ONLY
(Cod.430650)

GRUPPO ANSA
IN APPOGGIO
WITH STAND OFF ASSEMBLY
(Cod.430700)

GRUPPO PASSO
IN DIMINUZIONE
WITH REDUCED PITCH
ASSEMBLY
(Cod.430900)



| | MM | | INCH | |
|----------|------|-------|------|-------|
| | min | max | min | max |
| P | 12.7 | 60.96 | .5 | 2.4 |
| L | | 50 | | 1.968 |
| c | 2,5 | | .098 | |
| B | 13 | 18 | .511 | .708 |
| d | 1 | 1,3 | .039 | .051 |
| D | 1 | 8 | .039 | .314 |

| | MM | | INCH | |
|----------|------|-------|------|-------|
| | min | max | min | max |
| P | 12.7 | 60.96 | .5 | 2.4 |
| L | | 50 | | 1.968 |
| c | 2,5 | | .098 | |
| h | 11 | 16 | .433 | .629 |
| B | 13 | 18 | .511 | .708 |
| d | 1 | 1,3 | .039 | .051 |
| D | 1 | 8 | .039 | .314 |
| z | 2 | 4 | .078 | .157 |

| | MM | | INCH | |
|----------|-------|-------|------|-------|
| | min | max | min | max |
| P | 10,16 | 58,42 | .4 | 2.3 |
| L | | 50 | | 1.968 |
| c | 2,5 | | .098 | |
| h | 9 | 16 | .354 | .629 |
| B | 11 | 18 | .433 | .708 |
| d | 1 | 1,3 | .039 | .051 |
| D | 1 | 8 | .039 | .314 |
| z | 2 | 4 | .078 | .157 |
| E | 1,27 | | .05 | |