


manual cutting
bending machine
for axial
components
vertical mounting

TP6/V EC

macchina manuale
taglia-piega
componenti assiali
montaggio verticale



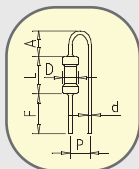
The machine Model TP6/V-EC is designed for cutting and bending taped axial components for vertical mounting. For components with lead diameter from 0.5 to 0.8 mm (.019" to .031") and for lead diameter from 0.8 to 1.3 mm (.031" to .051"). The bending pitch, which is determined by the bending cam supplied, can be changed by replacing the cam with one of different thickness.

Il modello TP6/V-EC è una macchina manuale per tagliare e piegare, per montaggio in verticale, componenti assiali nastrati con diametro del reoforo da 0,5 a 0,9 e da 0,8 a 1,3 . Il passo di piegatura, determinato dalla cam fornita, può essere variato, sostituendo la cam con un'altra avente larghezza diversa.

LEAD DIAMETER 0,5 TO 0,8 (.019" to .031")
TP6/V/1-EC STANDARD VERSION PITCH 2,54 mm (.10") (Cod. 81.OL01)



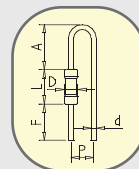
LEAD DIAMETER 0,8 TO 1,3 mm (.031" to .051")
TP6/V/21 EC PITCH 3,8 mm (.15") (Cod. 81.OL21)



	MM		IN	
A	min	max	min	max
L	2	6	.078	.236
F	3	8	.118	.314
D	0,5	3	.019	.118
d	0,5	0,8	.019	.031
P	**2,54 fix		** .1 fix	

PRODUCTION = 50.000 p/h
LENGTH = cm 23
WIDTH = cm 19
HEIGHT = cm 22
PACKING = cm 39 x 25 x 26 -
VOLUME = m³ 0,025
MACHINE WEIGHT = KG.5
GROSS WEIGHT =KG.6

PRODUZIONE = 50.000 p/h
LUNGHEZZA = cm 23
LARGHEZZA = cm 19
ALTEZZA = cm 22
IMBALLO = cm 39 x 25 x 26 -
VOLUME = m³ 0,025
PESO MACCHINA = KG.5
PESO LORDO =KG.6




	MM		IN	
	min	max	min	max
A	4	9	.157	.354
L	3	8	.118	.314
F	3	8	.118	.314
D	0,8	5	.031	.196
d	0,8	1,3	.031	.051
P	** 3,8 fix		** .15 fix	

manual cutting
machine
for taped radial
components

TP6/R EC

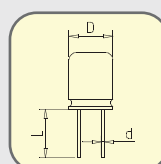
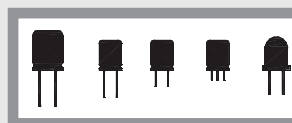
macchina
manuale taglia
componenti
radiali nastrati



TP6/R-EC (Cod.31.OL01)

PRODUCTION = 20.000 p/h
LENGTH = cm 23
WIDTH = cm 19
HEIGHT = cm 20
PACKING = cm 39 x 25 x 26
VOLUME = m³ 0,025
MACHINE WEIGHT = KG.3
GROSS WEIGHT = KG.5

PRODUZIONE = 20.000 p/h
LUNGHEZZA = cm 23
LARGHEZZA = cm 19
ALTEZZA = cm 20
IMBALLO = cm 39 x 25 x 26
VOLUME = m³ 0,025
PESO MACCHINA = KG.3
PESO LORDO =KG.5



	MM		IN	
	min	max	min	max
L	2	10	.078	.393
d	0,4	1	.015	.039
D	1	14	0.39	.55

The machine Model TP6/R-EC is designed for cutting radial components in tape. The high quality and reliability of this machine ensure the best operation for a very long time. La macchina modello TP6/R-EC è utilizzata per tagliare componenti radiali nastrati. La qualità e l'affidabilità di queste macchine consentono di operare per anni senza rischio di usura delle parti meccaniche.