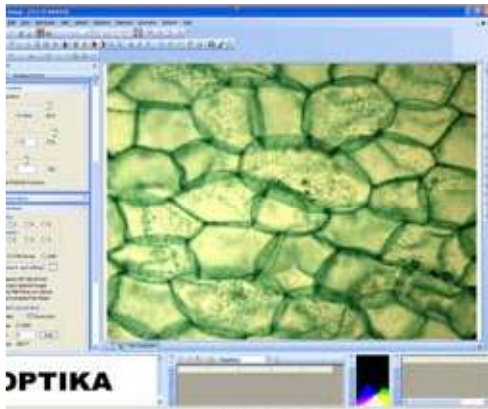


# OPTIKA VISION® SOFTWARE PACKAGE



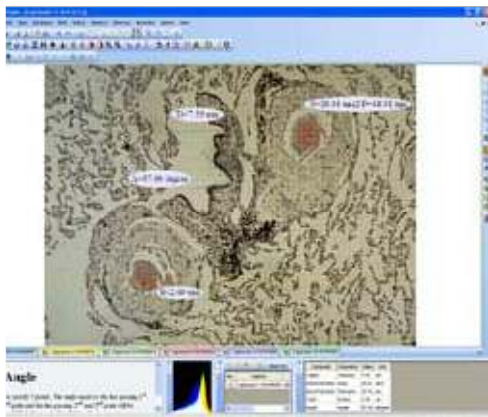
**OPTIKA VISION® PRO** is a new generation of microscope image analysis instruments, especially developed for our Optikam Pro series, which contains various tools for processing and analysis of digital microscope images. It includes powerful tools for image capturing, adjusting, operating and measuring. You have also the possibility to create your own database for easy organisation and storage of your images.

## IMAGE ACQUISITION



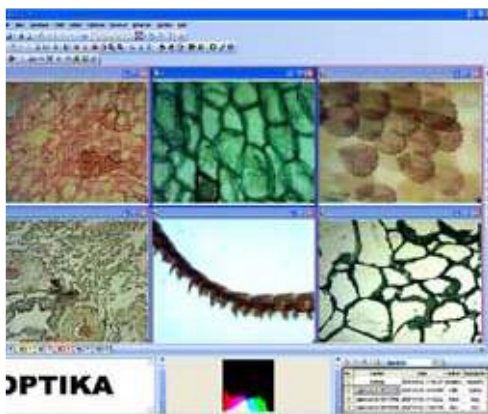
Optika Vision® Pro makes video and still image acquisition with vast possibilities to control the image output according to your needs. There are functions such as white balance, automatic exposure, frame average, sub-sampling, hue, saturation and intensity controls, to mention a few.

## POST ELABORATION AND MEASUREMENTS



Optika Vision® Pro also offers the possibility to make various types of enhancements and adjustments of the captured image and calibrated measurements of lines, angles and areas. You can also perform manual counting and measure the light density of your acquired image.

## ORGANIZE YOUR WORK



For easy storage and fast upload you can organize your images into a database where it is possible to search for the images using keywords. In Optika Vision® Pro you can also arrange images into groups in order to combine, calculate the average or create a multi-focus composition of the images.

## DATABASE STORAGE